



Indiana Department of Environmental Management

*Protecting Hoosiers and Our Environment Since 1986*



# **IDEM Update ESP Annual Meeting**

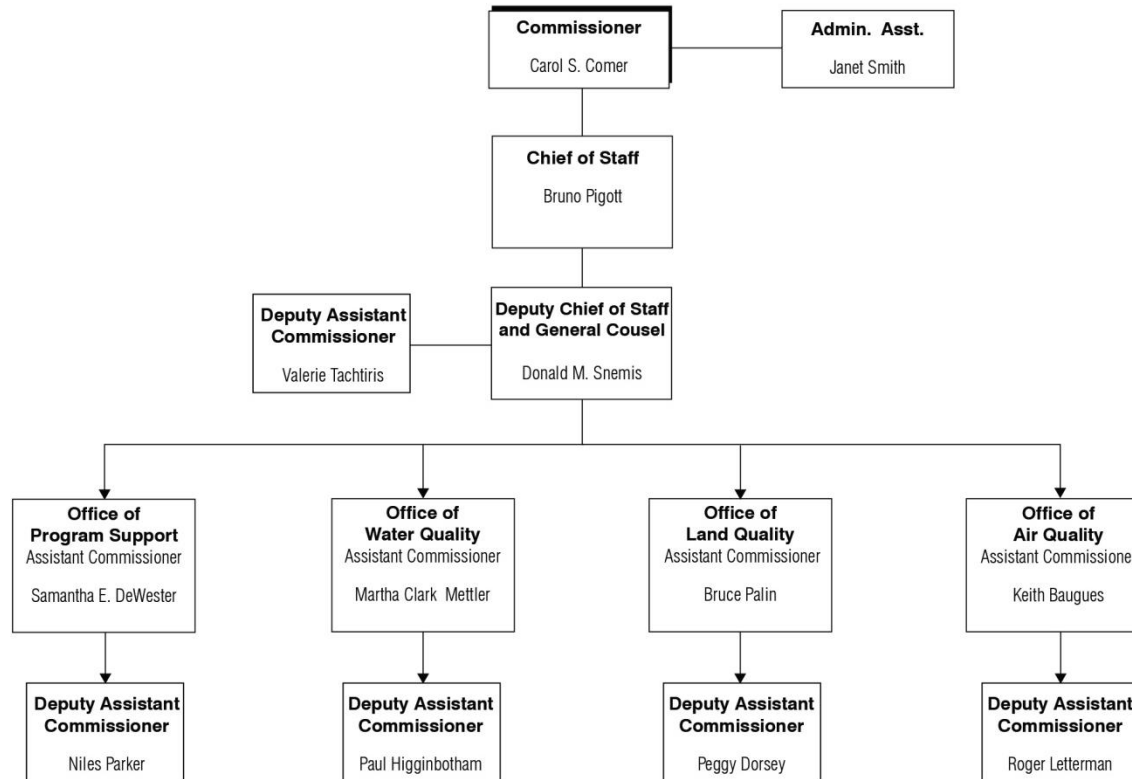
**September 29, 2015**

Carol S. Comer, Commissioner

Indiana Department of Environmental Management



# Leadership Team





# Protecting Hoosiers and Our Environment While Becoming the Most Customer- Friendly Environmental Agency

IDEM's mission is to implement federal and state regulations to protect human health and the environment while allowing the environmentally sound operations of industrial, agricultural, commercial and government activities vital to a prosperous economy.

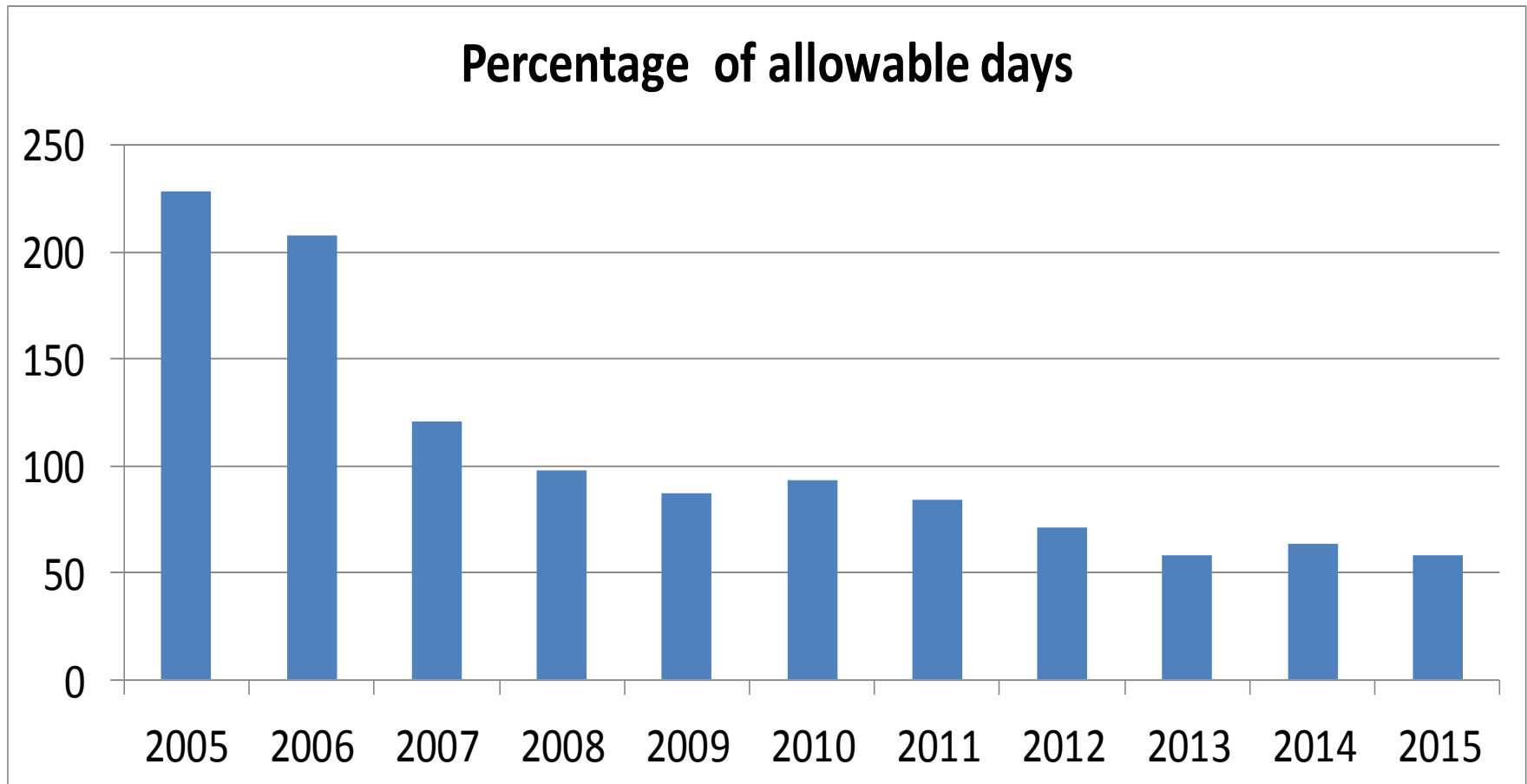


# How Does IDEM Protect Hoosiers and Our Environment?

- Developing regulations and issuing permits to restrict discharges to environmentally safe levels.
- Inspecting and monitoring permitted facilities to ensure compliance with the permits.
- Using compliance assistance and/or enforcement when people exceed their permit levels or violate regulations.
- Educating people on their environmental responsibilities.
- Cleaning up contaminated sites to eliminate public exposure to toxics and returning properties to productive use.



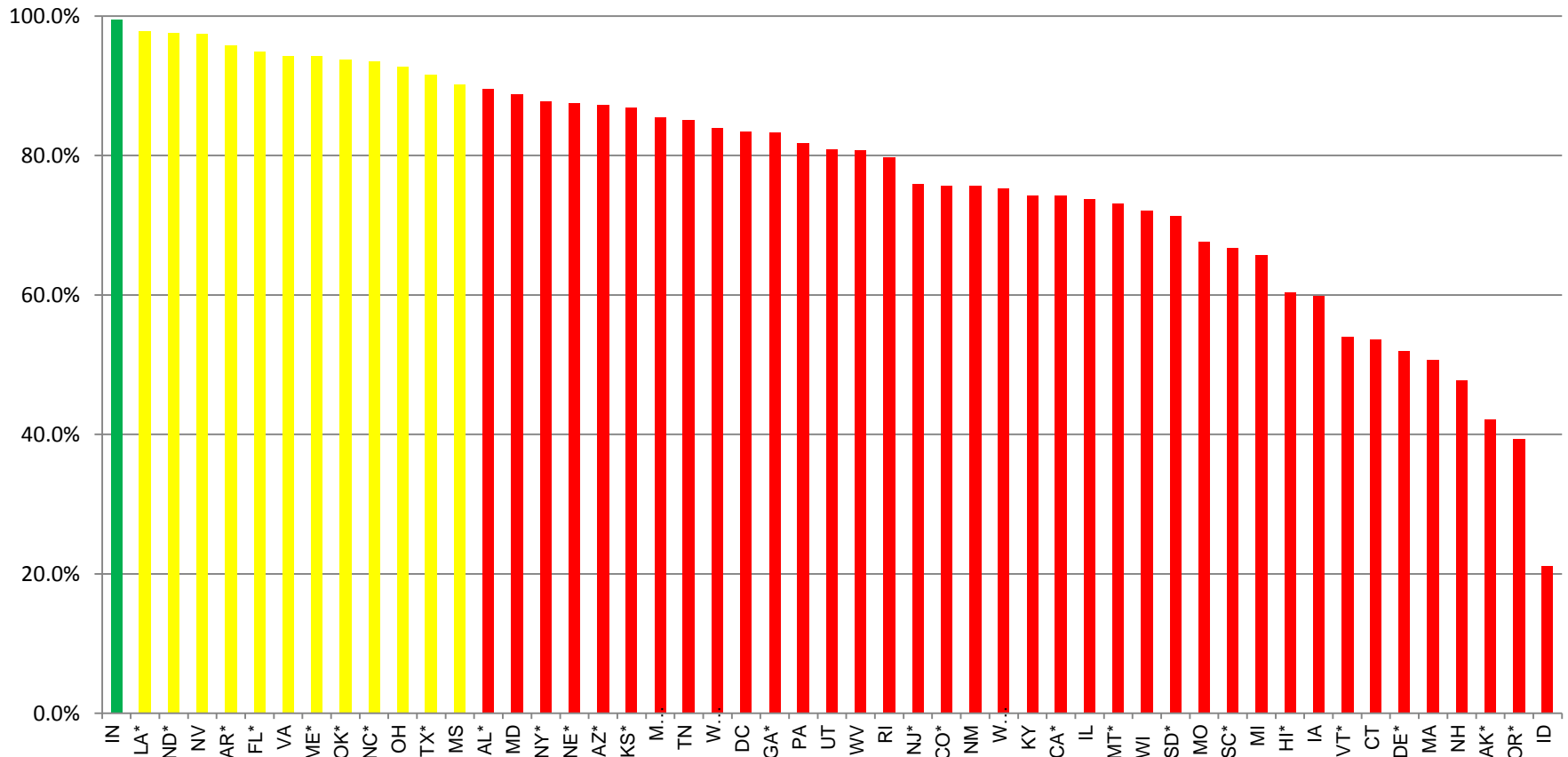
# Permits—Percent of Statutory Days





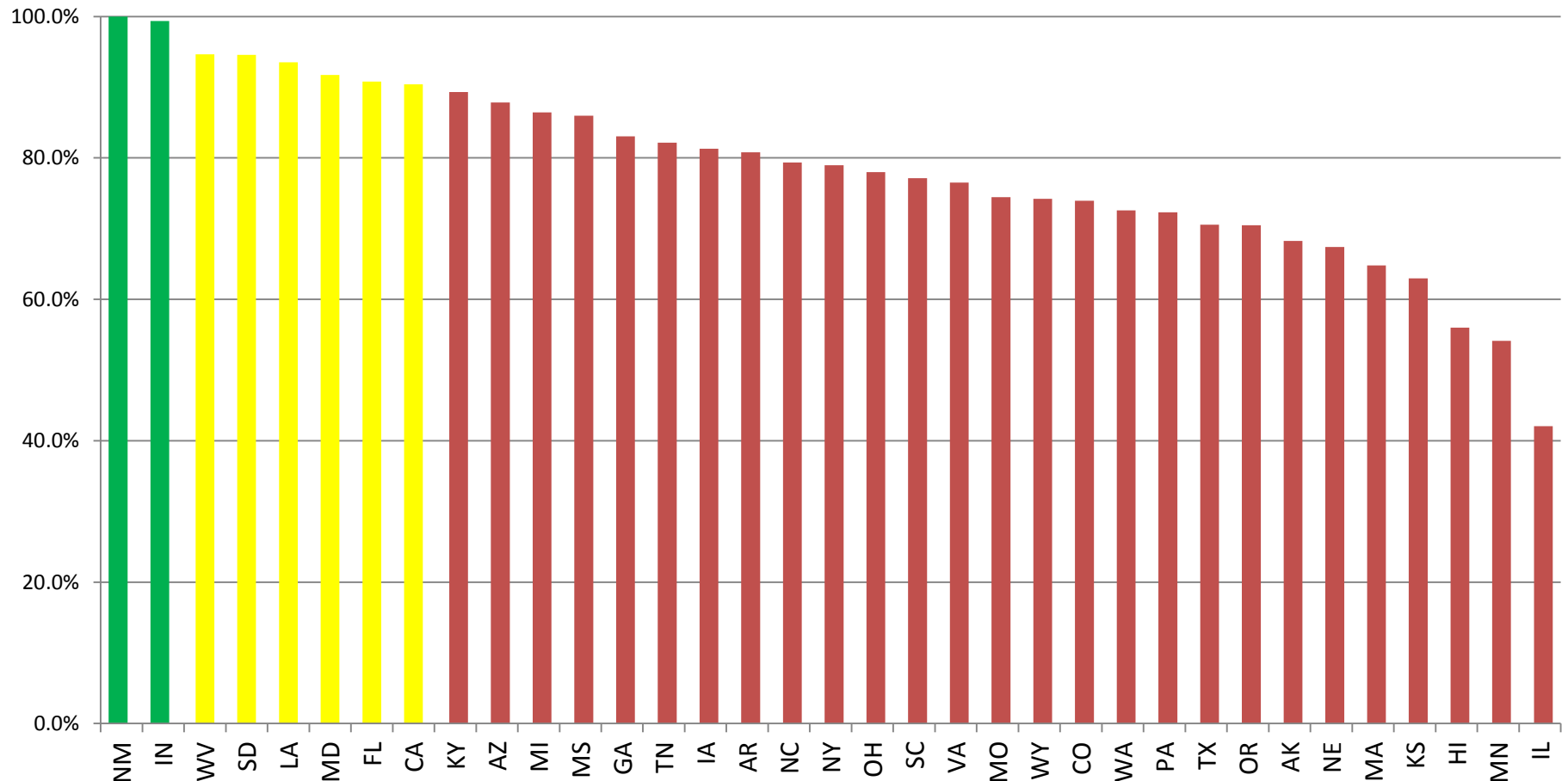
# Indiana is Best in NPDES Permitting

## Total % Current Wastewater Permits





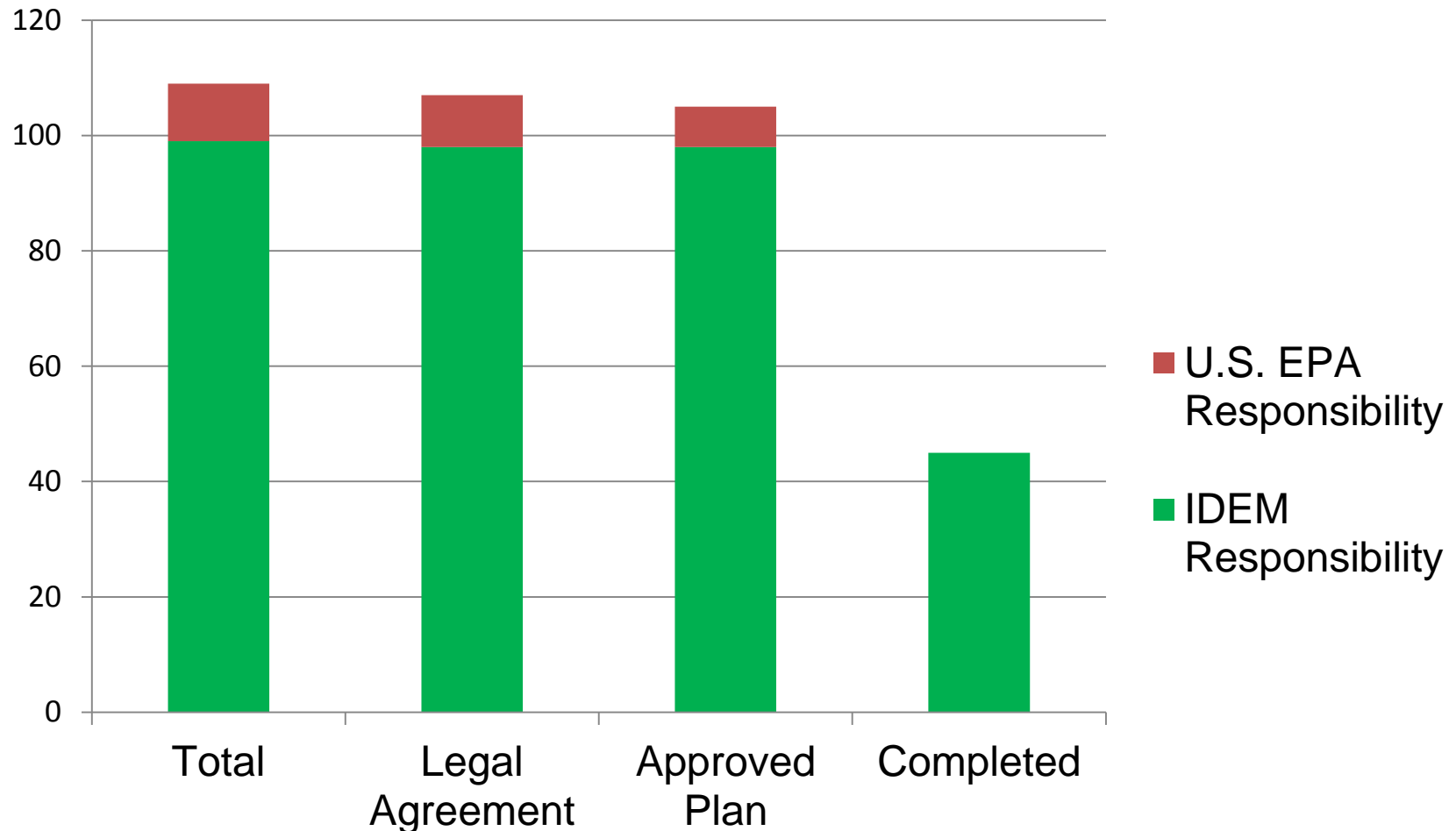
# Title V Permitting (March 2015)





# Water Quality

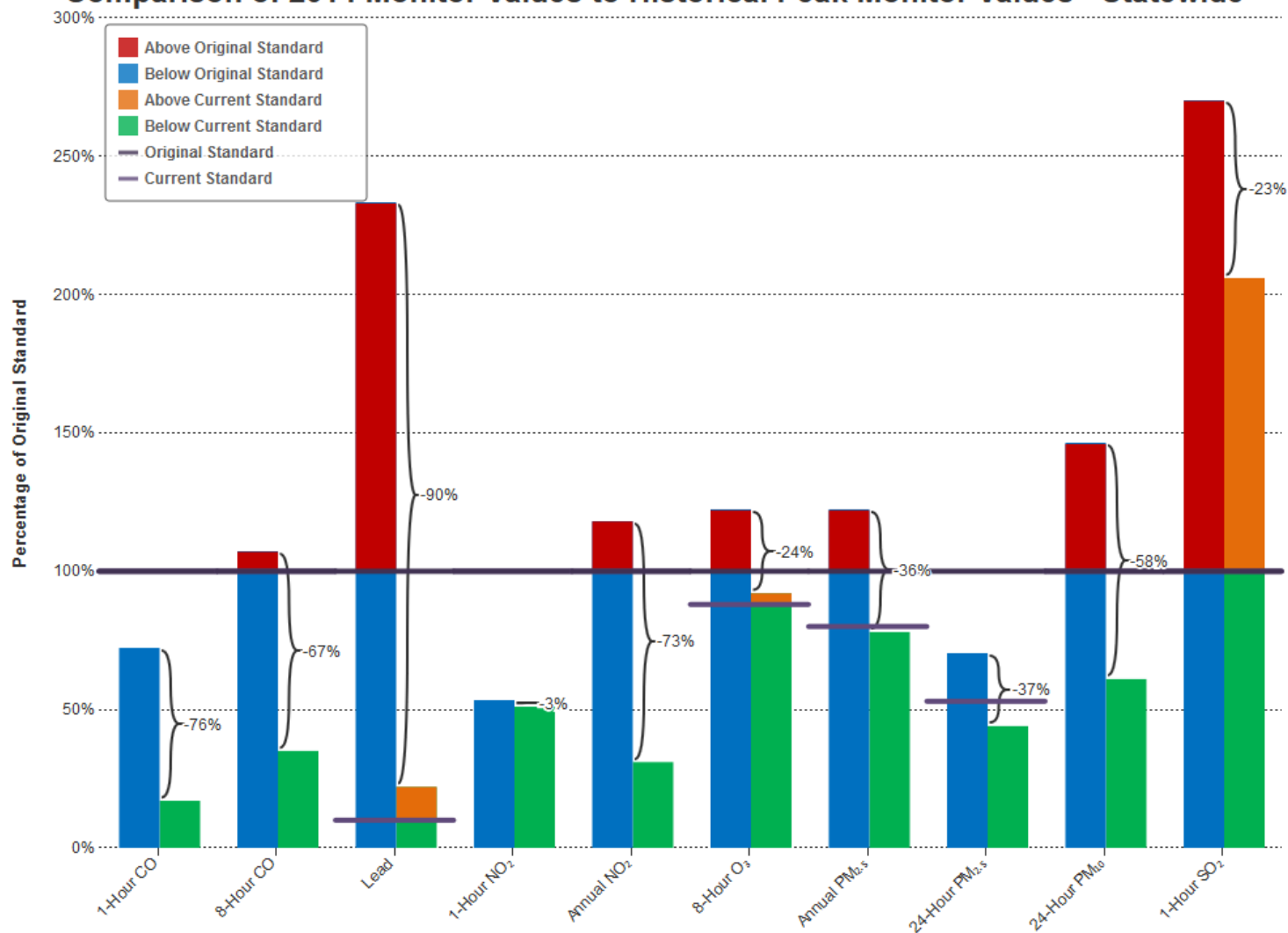
## Indiana Combined Sewer Overflow Status







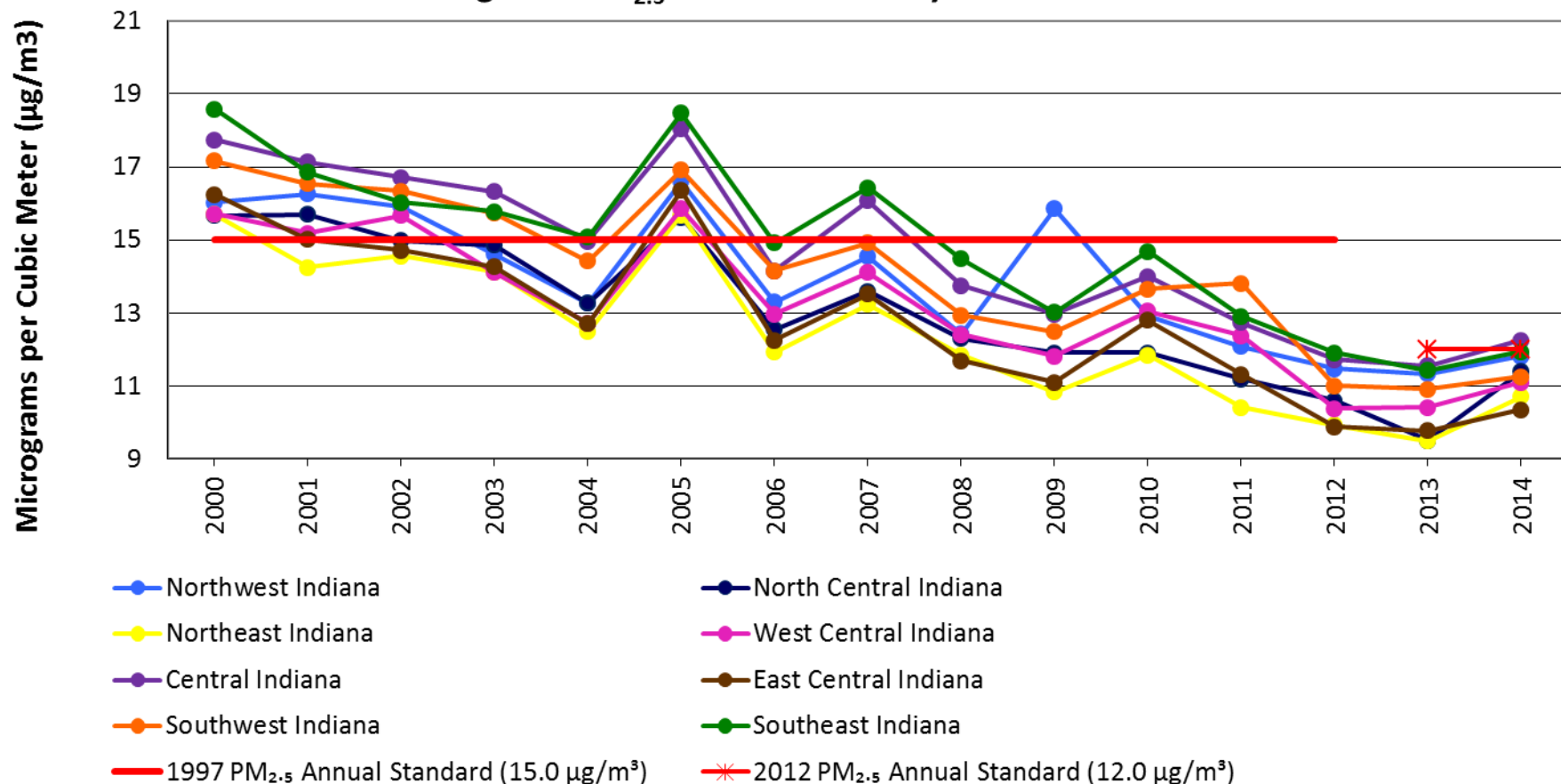
## Comparison of 2014 Monitor Values to Historical Peak Monitor Values - Statewide





# Particulate Matter

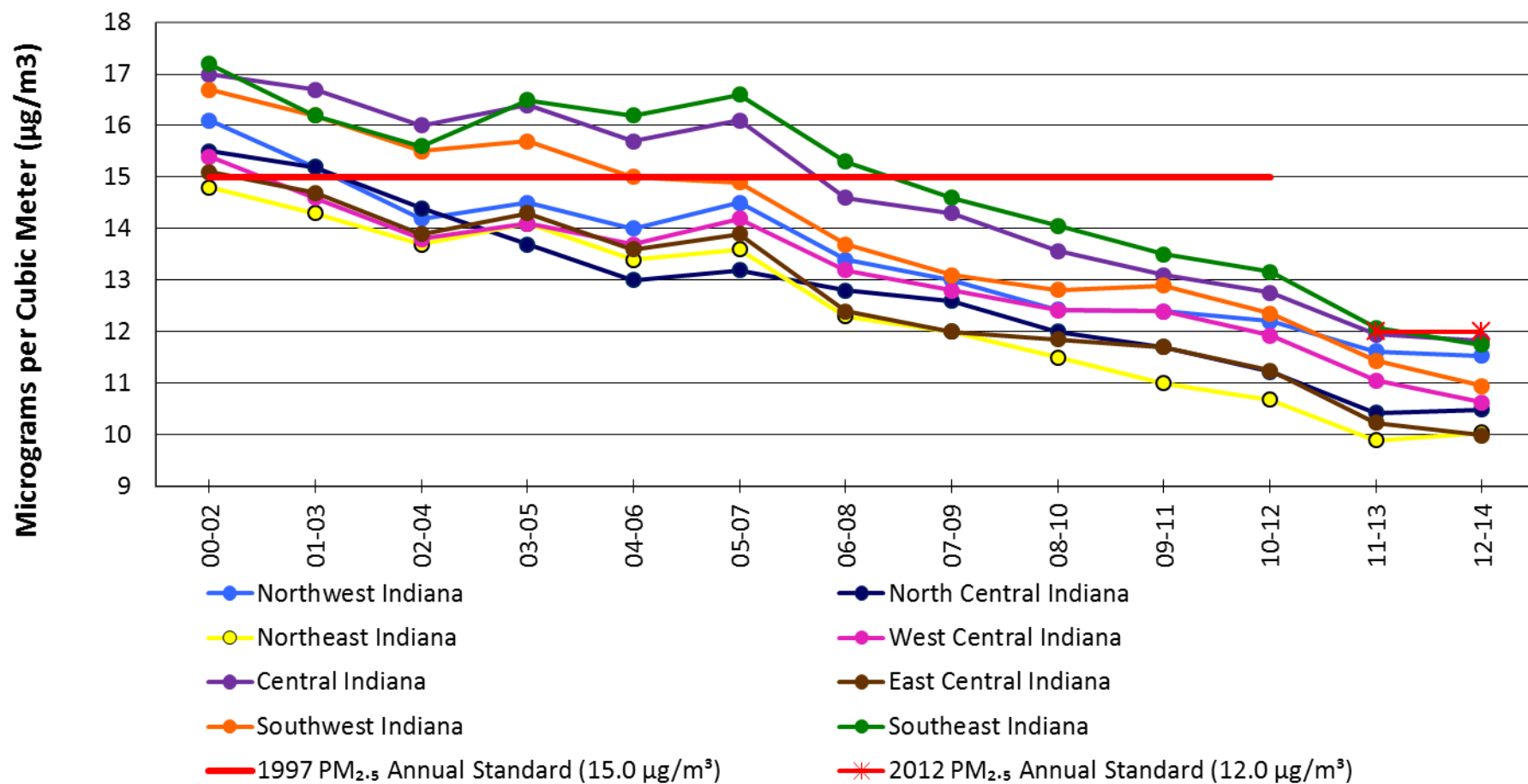
## Regional PM<sub>2.5</sub> Annual Summary Trend Chart





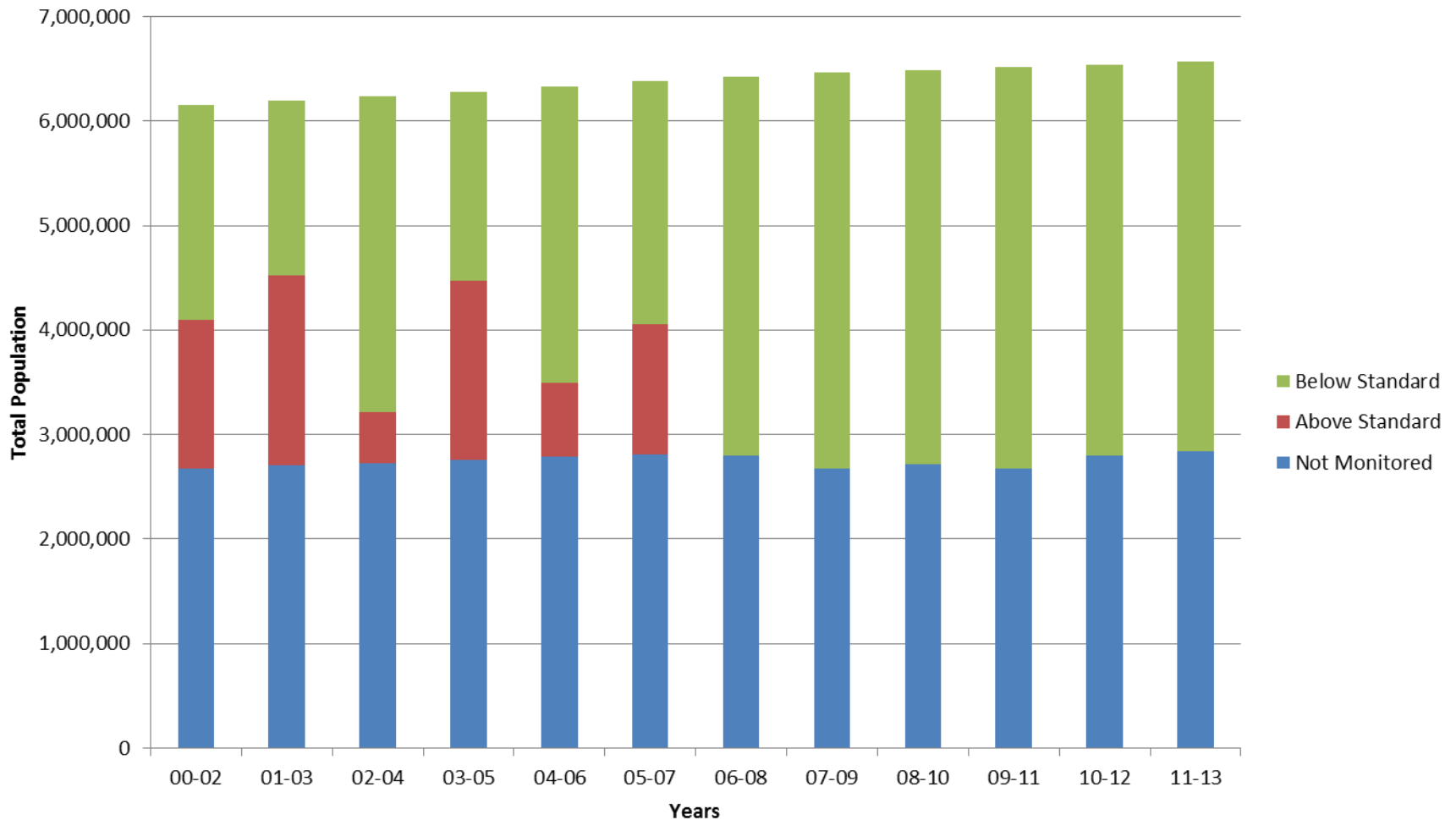
# Particulate Matter

Regional PM<sub>2.5</sub> Annual Design Values Trend Chart



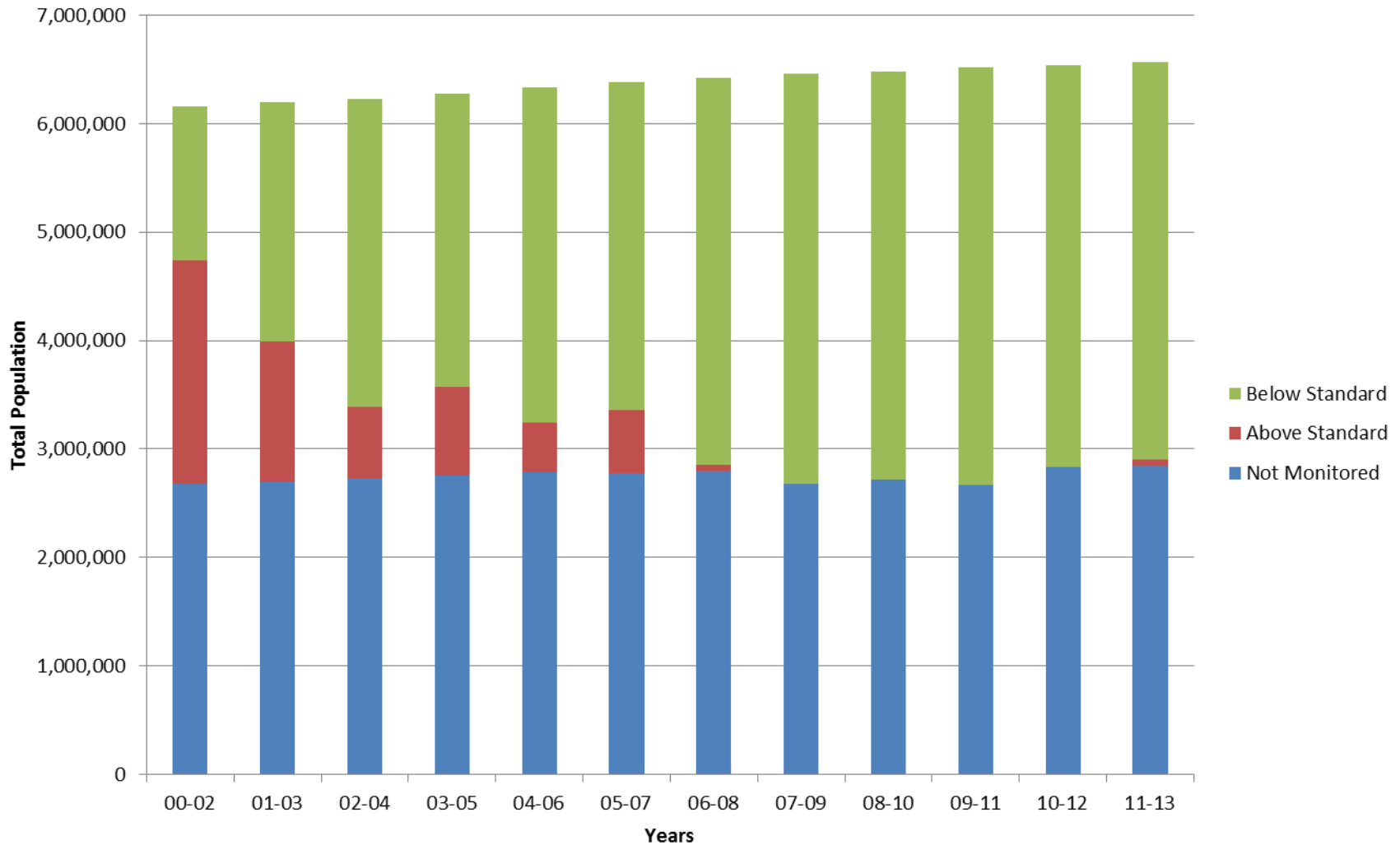


## People Breathing Various Air Quality Levels - 24 Hour PM-2.5 - Indiana





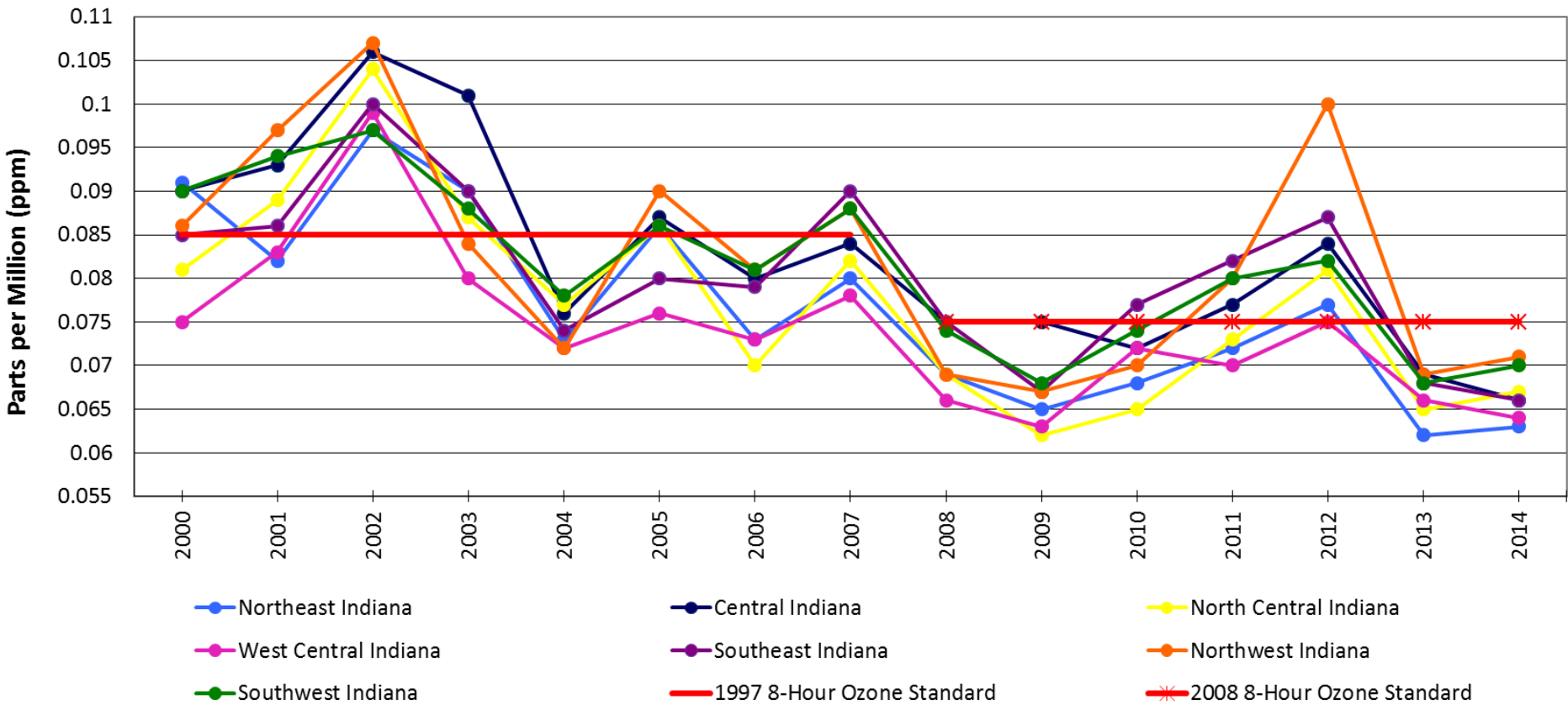
## People Breathing Various Air Quality Levels - Annual PM-2.5 - Indiana





# Ozone

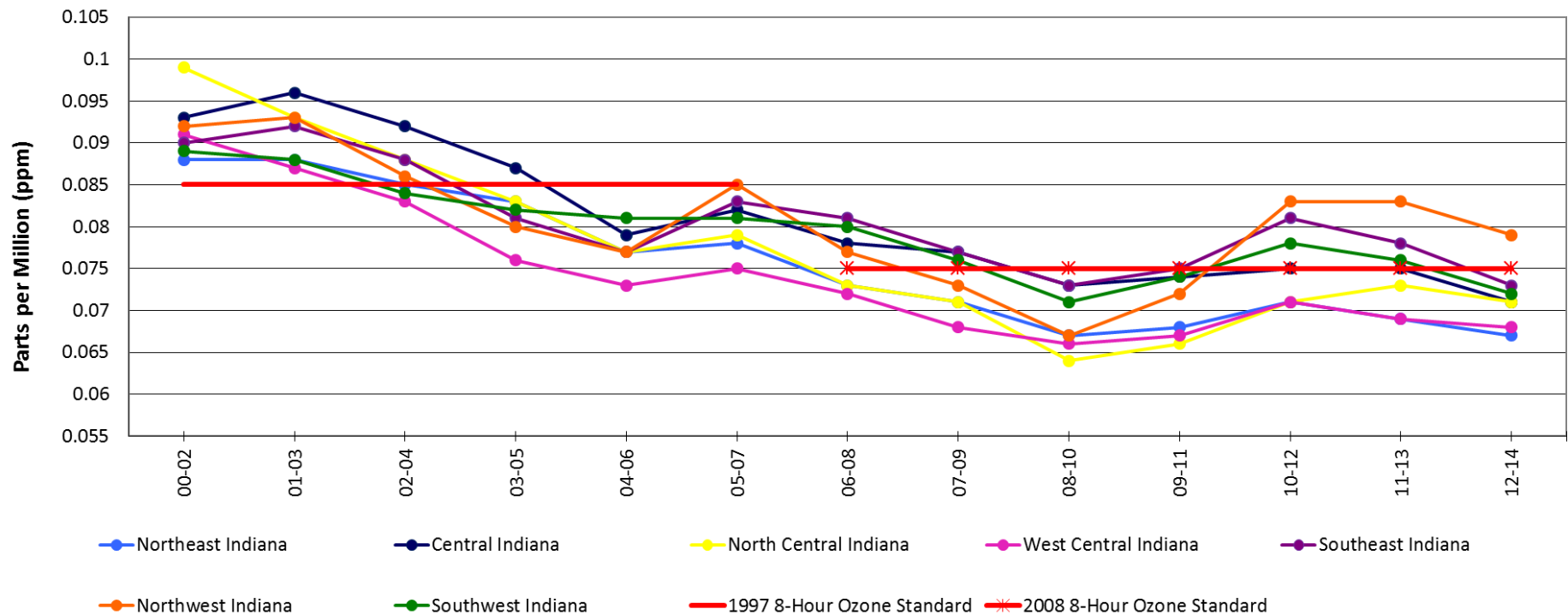
Regional Ozone 4th High Values Trend Chart





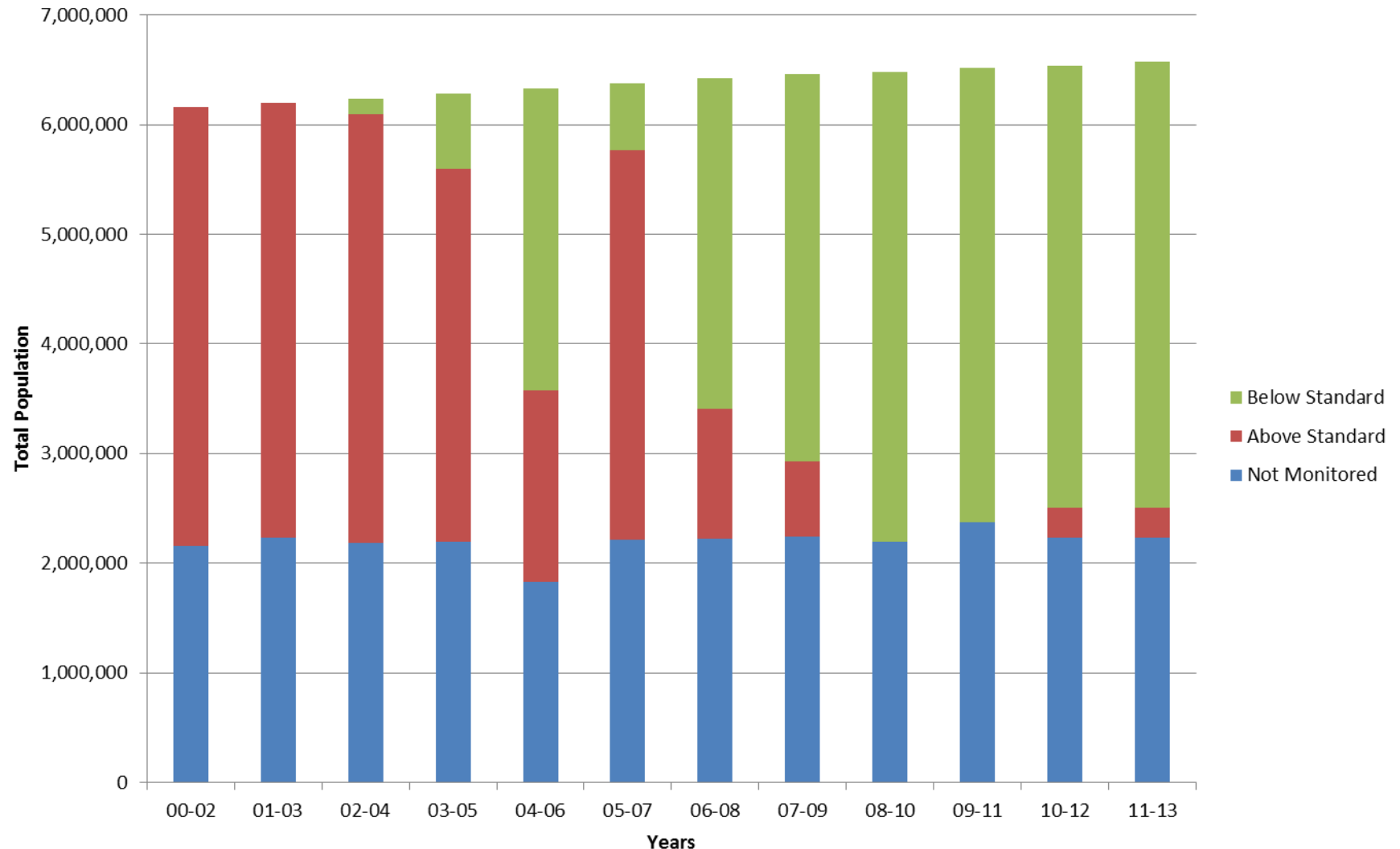
# Ozone

Regional Ozone Design Values Trend Chart





## People Breathing Various Air Quality Levels - 8 Hour Ozone - Indiana







# Performance Metrics August 2015

	Result	Targets		Comments
Quality of Hoosiers' Environment				
% of Hoosiers that live in counties that meet <b>air quality standards</b>	91.00	100%	80%	Ozone in Clark, Floyd, Greene and LaPorte Counties; Muncie Lead; Sulfur Dioxide in parts of Daviess, Marion, Morgan, Pike and Vigo Counties.
% of <b>CSO Communities</b> with approved programs to prevent the release of untreated sewage	98.17%	100%	90%	98+9 (107) out of 99+10 (109). Not Gary and Hammond.
% of Hoosiers that receive water from facilities in full compliance with <b>safe drinking water standards</b>	98.32%	99%	95%	The metric is lower because some systems failed to timely sample for Stage 2 Disinfection/Disinfectant ByProducts according to the new rule.
Permitting Efficiency				
Total calendar days accumulated in issuing environmental permits, as determined by state statute*				
Land	34,830	44,561	49,803	52,425 statutory
Air	32,391	43,235	48,322	50,865 statutory
Water	33,473	62,526	69,882	73,560 statutory
* Places emphasis on back logged permits				
Compliance				
Total percentage of compliance observations from regulated customers within acceptable compliance standards*				
Inspections	97.70%	97%	75%	
Self reporting	98.52%	99%	95%	
Continuous monitoring (COM)	99.63%	99.9%	99%	

\* Tracks observations and not just inspections



# Performance Metrics June 2005

**Quality of Hoosiers' Environment**

	Result		Target	Comments
% of Hoosiers in counties meeting air quality standards	61%	100%	80%	12 counties & 2,408,571 of 6,195,643 above standard
% of CSO Communities with approved programs to prevent the release of untreated sewage	4%	100%	20%	75% by 2007 is goal

**Permitting Efficiency** Total calendar days accumulated in issuing environmental permits, as determined by state statute\*

Land	100,013	66,565	86,864
Air	511,000	207,000	385,000
Water	301,000	48,000	200,000

\* Places emphasis on back logged permits

**Compliance** Total percentage of compliance observations from regulated customers within acceptable compliance standards\*

Inspections	95.46%	97%	75%
Self reporting	97.11%	99%	95%
Continuous monitoring (COM)	99.19%	99.90%	98.95%

\* Tracks observations and not just inspections

**Organizational Transformation** Budgetary agency dollars spent on **key** outside contracts for core agency functions.

Dollars spent on outside services per year	\$6,179,367	\$0	\$3,447,017
--------------------------------------------	-------------	-----	-------------



# 2015 Legislation

- HB 1350— IDEM's Omnibus Bill
  - Established the In Lieu Fee Program.
  - Lengthened the term of a variance from one year to up to five years.
  - Allowed information to be submitted electronically.
  - Allowed Waste Water Treatment Operator tests to be given by a third provider.
  - Aligned the due dates for Solid Waste disposal fees and reports.
  - Removed duplicative reporting from the E-Cycle program.
  - Changed Hazardous Waste Disposal Fee payments from quarterly to annually.



# 2015 Legislation

- SB 311—Recovery of remedial action oversight costs.
  - Clarifies that IDEM may seek reimbursement for oversight costs.
  - Allows IDEM to seek reimbursement for oversight costs related to petroleum removal and remediation.



# 2015 Legislation

- SB 312—Tank Reporting and Water Threat Minimization
  - Requires owners of Above Ground Storage Tanks (ASTs) within a critical area of concern to register their tank.
  - Requires Utilities that use surface water intakes to develop a threat minimization plan.
  - Requires IDEM to compile a list of agencies that currently regulate ASTs and reports that currently exist for ASTs.
  - Requires the Environmental Rules Board to develop rules to implement the reporting of tanks.
  - The bill exempts 23 types of ASTs from reporting.



# 2015 Legislation

- HB 1185—Synthetic Plastic Microbeads
  - Bans the manufacturing of products with microbeads by December 31, 2017, and sale of products with microbeads by December 31, 2019.
- SB 390—Lake County Solid Waste Management District
  - Gives the Lake County Executive oversight of specific Solid Waste Management District decisions.



# 2015 Legislation

- SB 473—Voluntary Monitoring of Water Resources
  - Establishes a program where volunteers may monitor their wells and provide that data to the Natural Resources Commission.
- SB 474—Analysis of Water Utility Planning and Needs
  - Requires the Indiana Finance Authority to prepare an analysis of the planning and long range needs of water utilities.



# 2016 Legislative Proposals

- Mercury Switch Program
  - Extends the life of the program.
- Antidegradation
  - Clarifies when antidegradation demonstrations are required.
- E-Waste
  - Changes the reporting deadline from fiscal to calendar year.





# 2016 Legislative Proposals

- Recycling Reporting Due Date
  - Changes IDEM's reporting deadline in order to align with the recyclers' reporting deadline.
- Voluntary Remediation Program (VRP)
  - Allows IDEM to remove participants from VRP if they fail to meet the agency's deadlines.
- Legitimate Use of Waste
  - Allows for the legitimate use of solid and hazardous waste.



# 2016 Legislative Proposals

- Variance
  - Allows the commissioner to revoke a variance.
- Land Application
  - Updates definitions to reflect the replacement of the term wastewater with septage.



# 2016 Legislative Proposals

- Legal Action
  - Removes citations to the administrative code that are no longer valid.
- Excess Liability Trust Fund
  - Clarifies eligibility requirements for fund access.



# Questions?

**Carol S. Comer**  
Commissioner

*Indiana Department of Environmental Management*  
(317) 232-8611

[ccomer@idem.IN.gov](mailto:ccomer@idem.IN.gov)